

...for best
measuring results

PWB+

TOOL MASTER QUADRA



The professional and compact **TOOL PRESETTING SOLUTION**
for your manufacturing with the unique **MODULAR CONCEPT**

- precise
- reliable
- sustainable

evaset

THE PERFECT MATCH



Why PWB - because of today's growing demand on quality, optimised production process and flexibility!

- Fast and precise measuring in high quality
- Optimised setup times and machine downtime
- Cost-saving
- Increased tool life
- Manufactured with branded components
- Intuitive software and ergonomic hardware
- Economical
- Worldwide online-support
- Quality "Made in Switzerland"

Evoset is an international acting company in the field of tool presetting and measuring.

We combine professional productivity with ultimate user-friendliness and tailor made solutions.

The products focus is on optimised implementation of individual customer needs. Evoset AG offers intelligent and complementary solutions with a great price-performance ratio. This allows companies to improve the utilisation of their capital-intensive CNC machines and to increase their productivity up to 25% per unit.

As a production industry partner, Evoset AG continually develops new devices and systems in order to further optimise industrial processes.

In-house developments of measuring units, software, assembly and an engineering staff ensure required know-how and success for your investments.

PROFESSIONAL EQUIPMENT

TECHNICAL DATA

| | |
|---------------------|--|
| Type | Pneumatic clamping, practical design and ease of use |
| Measuring range | \varnothing mm 400 / L mmm 40 400 \varnothing mm 400 / L mmm 40 600 \varnothing mm 600 / L mmm 40 400 \varnothing mm 600 / L mmm 40 600 |
| Axis fixation | Pneumatics |
| Fine adjustment | Handwheel per axis |
| Tool mounting | Needle bearings or KV spindle with rotation clamp and vacuum feeder |
| Measuring procedure | Image processing with EyeRay® Hawk or Buzzard |

YOUR BENEFITS

- Image processing with EyeRay® software
- EyeRay® autofocus: automatic and fast focusing of cutter
- High concentricity due to needle bearing (2 μ m)
- High measuring repeatability (± 2 μ m)
- CMOS digital camera with tele centric lens
- All-in-one PC 20.00" power touch- technology with 55-fold magnification
- Cutting edge inspection with LED incident light
- Glass scale
- Infinite fine adjustment in X- and Z-axes
- Measuring field offset in the X- and Z-axes (up to X -150 mm)
- With integral ISO50 or ISO40 spindles
- Spindle clamping
- Label printer
- Sturdy cast iron base
- Unit Base
- Tray for toolholders

OPTIONS

- Data transfer by 2D.ID technology
- Post-processor for any machine control
- RFID data carriers
- Tool management
- LED ringlight
- Indexing device for rotary tools
- Vacuum clamping
- Pneumatic spindle brake

Camera measuring-systems

CHC / Center Height Camera



Height measuring of turning tools.

YAC / Y-Axis Camera



Measuring of multi-edge tools with offset cutting.
Measuring range + 20 mm up to - 20 mm

VHC / Vertical-Horizontal Camera



Measuring in horizontal and vertical directions. The camera is horizontally and vertically adjustable with any intermediate angles - this allows measuring of cutting angles and radii.

PROFESSIONAL EQUIPMENT



MASTER MANDRIL
SK40 / SK50 : \varnothing 30 x 90



MASTER MANDRIL
SK40 / SK50 : \varnothing 30 x 330

SOFTWARE


EyeRay® SOFTWARE FOR PRACTICAL APPLICATION

All **FUNCTIONS** of the software can be operated through only six basic icons.

The operator works in a single screen and handles the system after a short training safely and quickly using all functions. Favourite fields can be created individually by the user.

DATA TRANSFER ensures error-free and convenient transfer of measurement and tool data. EyeRay® software supports all link interfaces available to machine controls.

With data transfer you gain more machine capacity and safety by excluding incorrect manipulations. The user can concentrate fully on the smooth operation of the CNC machines and is not distracted by data input.



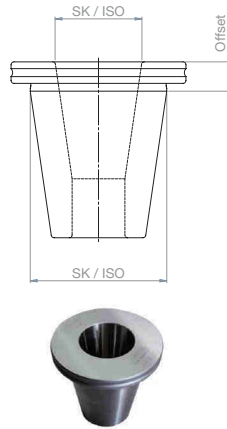
| | Hawk | Buzzard |
|---|------|---------|
| MEASURING METHODS | | |
| Maximum method | X | X |
| Presetting method | X | X |
| Total image method | X | X |
| Multi-cutting edge method | X | X |
| Incident light method with single LED | X | X |
| Incident light method with ring light | O | O |
| Fixed-axis method | X | X |
| Centre method | X | X |
| Preset theoretical angle and radius | X | X |
| Point measurement | O | X |
| Centre height measurement with camera CHC | O | O |
| MEASURING FUNCTIONS | | |
| Basic measuring functions | X | X |
| Advanced measuring functions | - | X |
| User-created measuring functions | - | X |
| Measuring window | X | X |
| Special measuring functions | O | O |
| SETTINGS | | |
| Multi-lingual / individual adjustable | X | X |
| Illumination setting | X | X |
| Camera parallelism | X | X |
| Pixel size | X | X |
| Axis parallelism | X | X |
| Absolute zero | X | X |
| Parameters | X | X |
| PRINT | | |
| Label print format 1 | X | X |
| Label print format 2 | - | O |
| Print tool list | X | X |
| Print measuring report | - | O |
| DATABASE | | |
| Reference point management | X | X |
| Basic tool management | - | X |
| Full tool management | - | O |
| Backup and restore | X | X |
| DATA TRANSFER | | |
| Tool list create / print | X | X |
| Tool list open / save | - | X |
| Data output to file (post-processor) | O | O |
| Data output to a storage medium (e.g. Baluff) | O | O |
| Export to Excel | - | O |

„X” → Standard „O” → Optional „-” → Not available

ACCESSORIES

SK

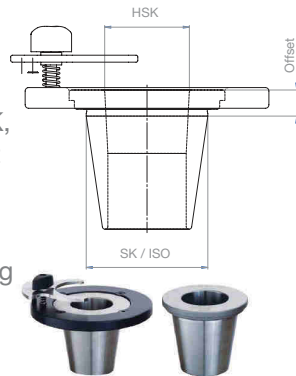
- Reduction SK/ISO to SK/ISO
In-house calibration ensures consistent quality
- Offset value is engraved on the reduction according to the following table



| Offset value (Z) | | |
|------------------|----------------|--------------|
| Internal shape | External shape | |
| | SK50 / ISO50 | SK40 / ISO40 |
| SK10 | 30 mm | 30 mm |
| SK15 | 30 mm | 30 mm |
| SK20 | 15 mm | 15 mm |
| SK25 | 15 mm | 15 mm |
| SK30 | 15 mm | 15 mm |
| SK35 | 15 mm | 15 mm |
| SK40 | 15 mm | - |
| SK45 | 15 mm | - |

HSK (shapes A to F)

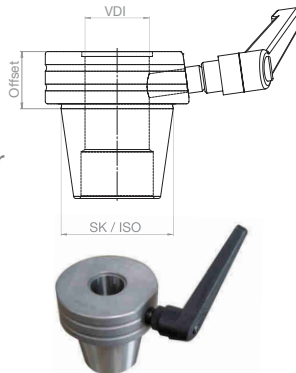
- Reduction SK/ISO to HSK, available with and without clamping attachment
- Offset value is engraved on the reduction according to the following table



| Offset value (Z) | | |
|------------------|----------------|--------------|
| Internal shape | External shape | |
| | SK50 / ISO50 | SK40 / ISO40 |
| HSK-A25 | 15 mm | 15 mm |
| HSK-A32 | 15 mm | 15 mm |
| HSK-A40 | 15 mm | 15 mm |
| HSK-A50 | 15 mm | 15 mm |
| HSK-A63 | 15 mm | 60 mm |
| HSK-A80 | 52 mm | - |
| HSK-A100 | 70 mm | - |

VDI with clamp lever

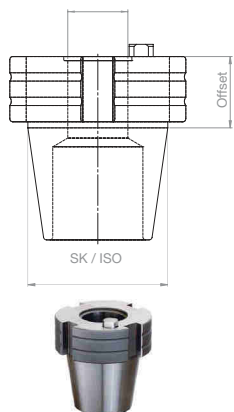
- Clamping of the VDI tool holder with clamping lever
- Clearance provided in the reduction for O-ring of the VDI shank



| Offset value (Z) | | |
|------------------|----------------|--------------|
| Internal shape | External shape | |
| | SK50 / ISO50 | SK40 / ISO40 |
| VDI16 | 50 mm | 50 mm |
| VDI20 | 35 mm | 35 mm |
| VDI25 | 35 mm | 35 mm |
| VDI30 | 35 mm | 35 mm |
| VDI40 | 35 mm | 70 mm |
| VDI50 | 35 mm | 90 mm |
| VDI60 | 100 mm | - |

VDI with index

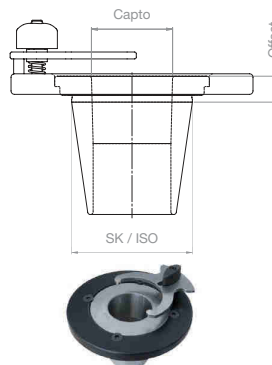
- 4x90° indexing on reduction. VDI tool holder is aligned in reduction by means of centring pins
- Clearance provided in reduction for O-ring of the VDI shank



| Offset value (Z) | | |
|------------------|----------------|--------------|
| Internal shape | External shape | |
| | SK50 / ISO50 | SK40 / ISO40 |
| VDI16 | 50 mm | 50 mm |
| VDI20 | 35 mm | 35 mm |
| VDI25 | 35 mm | 35 mm |
| VDI30 | 35 mm | 35 mm |
| VDI40 | 35 mm | 80 mm |
| VDI50 | 35 mm | - |
| VDI60 | 100 mm | - |
| VDI80 | 140 mm | - |

Capto ,easy'

- Capto tool holder is centred using the 3 highest points of the polygon in the reduction, fixed with clamping claw

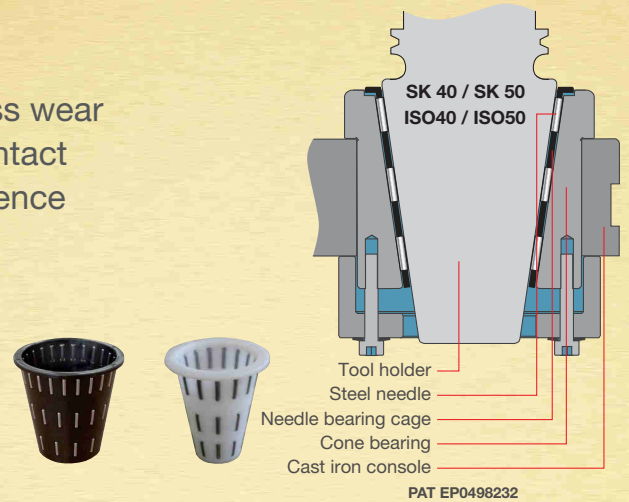


| Offset value (Z) | | |
|------------------|----------------|--------------|
| Internal shape | External shape | |
| | SK50 / ISO50 | SK40 / ISO40 |
| C3 | 15 mm | - |
| C4 | 15 mm | - |
| C5 | 15 mm | - |
| C6 | 15 mm | - |
| C8 | 52 mm | - |
| C10 | 80 mm | - |

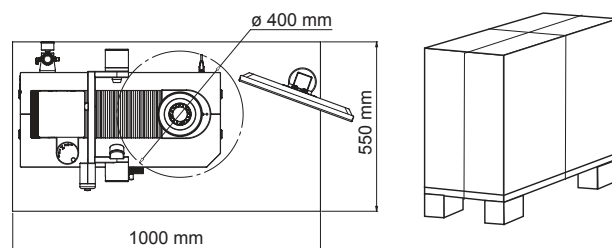
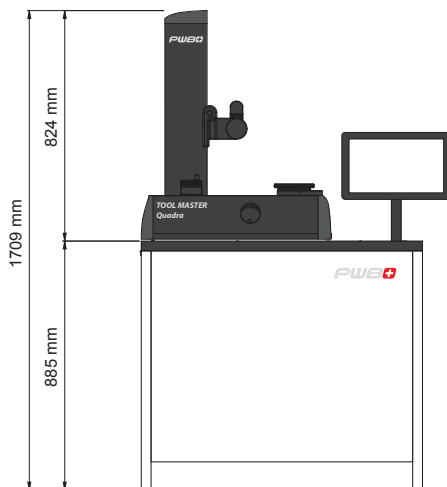
PWB NEEDLE BEARINGS

FOR HIGHEST REPEATABILITY

- Protection against damage of the ground cone
- Lower surface pressure than ball-bearings, thus less wear
- Higher centring forces than when using surface contact
- Oil and dirt remain in the cavities and have no influence on the measuring accuracy
- Integrated edge protection when changing tools
- Easy to clean
- No maintenance costs



EASY PACK

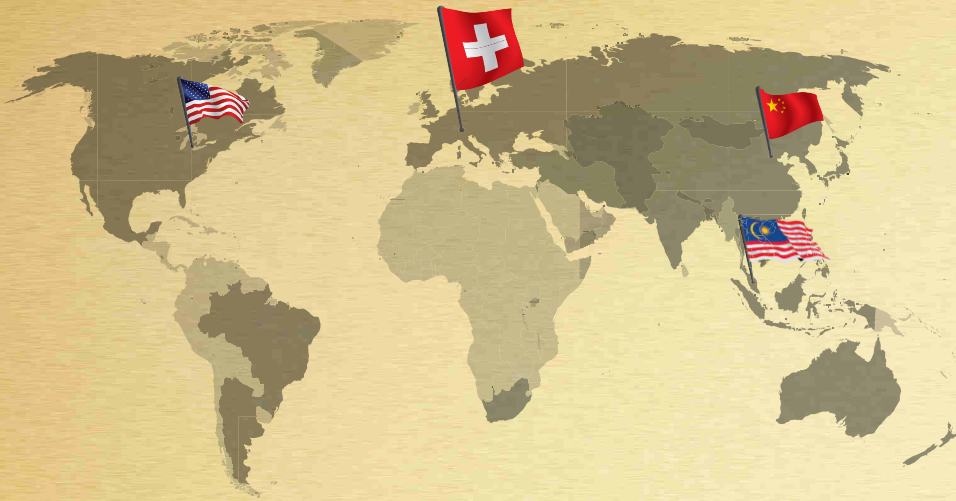






The base is designed such that the device is packaged and shipped in it saving space, reducing cost and environmentally friendly.

TOOL MASTER Quadra incl. base structure
L,W,H 118 x 70 x 151 cm ~ 200 kg in wooden
crate

ONE SOURCE SOLUTION

THE SERVICE LEVEL YOU NEED



-  Steg / Zurich
Headquarter and production facility
-  Service & technical office
-  Service & technical office
-  Service & technical office

In addition to our strong product development, planning and production, we offer our customers an experienced and professional worldwide service.

Our high qualified technical team will accompany you from planning to commissioning.

Thanks to our online-maintenance, we guarantee expert problem diagnosis, fast spare parts delivery of all repairs and maintenance issues.

evoset

EvoSet AG
Besche Mattenstrasse 1
3940 Steg | Switzerland
Fon +41 27 922 04 50
info@evoset.com
www.evoset.com

Distributor



Royal Tool Control Ltd
Amberley Court, Bold Street,
Sheffield, S9 2LQ
+44(0)114 2441411
www.royaltool.co.uk
sales@royaltool.co.uk